



CLIP top BLUMOTION

In onyx black

www.blum.com

 **blum**[®]

More than design: style

Dark-coloured furniture embodies a sleek elegance – inside and out. CLIP top BLUMOTION in onyx black fits discreetly into furniture, creating accents. For greater design freedom in high-quality furniture, without compromising on design.

 **blum**



CLIP top BLUMOTION
in onyx black



Proven CLIP top BLUMOTION quality

**The secret's inside:
Innovative technology within
the smallest space**


Clockwork precision –
BLUMOTION integrated into
the hinge boss is a technically
refined solution, providing silent
and effortless closing for
furniture doors.

**Inspiring quality of motion
for every door**

Thanks to the ideal interplay
of the closing mechanism and
BLUMOTION, a gentle push is
all that's required for closing,
even for small and light doors.

**Silent and effortless closing
action even with smaller
doors**

For high quality of motion with
small or light doors, the
BLUMOTION function can
be easily deactivated when
required.






Easy opening, good access, consistent design in the cabinet interior, with CLIP top in onyx black for wide angled applications.



Blind corner applications are also easy to implement with the dark version of CLIP top BLUMOTION.



Whether wide or narrow alu frames, CLIP top in onyx black allows different materials to be combined.







Programme overview

There are further application options at
www.blum.com/cliptop_blumotion

CLIP top BLUMOTION in onyx black



	Hinge	Boss fixing	Overlay application	Dual application	Inset application	Blind corner	Angled
CLIP top BLUMOTION	110°	INSERTA	71B3590	71B3690	71B3790		
		Screw-on	71B3550	71B3650	71B3750		
		Knock-in	71B3580				
	107°	Screw-on	☎ 75B1550	☎ 75B1650	☎ 75B1750		
	95° profile/thick door hinges	INSERTA	71B9590	71B9690	71B9790		
		Screw-on	71B9550	71B9650	71B9750		
		Knock-in	71B9580				
	Blind corner hinge	INSERTA				79B9590	
		Screw-on				79B9550	
		Knock-in				79B9580	
+15° III angled hinge	INSERTA					79B9494	
+30° II angled hinge	INSERTA					79B9596	
+45° I angled hinge	INSERTA					79B9698	
+45° II angled hinge	INSERTA					79B3598	
CLIP top	155° hinge, 0-protrusion	INSERTA	71T7540N01	71T7640N01			
		Screw-on	71T7500N				
		Knock-in	71T7530N				
95° aluminium frame door hinge	Screw-on	71T950A					
CLIP top unsprung	95° profile/thick door hinges	INSERTA	70T9590BTL	70T9690BTL	70T9790BTL		
		Screw-on	70T9550.TL	70T9650.TL	70T9750.TL		
		Knock-in	70T9580.TL				
	155° hinge, 0-protrusion	INSERTA	70T7540NT1				
Screw-on		70T7500NTL					
CLIP	Mounting plates	Fixing	Spacing	 Inline 20/32	 Cruciform 37/32		
	Height adjustable mounting plate with cam	Screw-on	0 mm		175H3100		
			3 mm		175H3130		
		Knock-in	0 mm		177H3100		
			3 mm		177H3130		
		EXPANDO	0 mm				174H7100E
	3 mm					174H7130E	
Height adjustable mounting plate	System screws	6 mm			175H9160		
Accessories	Hinge type						
BLUMOTION 973A	155°						973A7000
Hinge arm cover caps, plain	110°, 107°, +45° II and blind corner hinges						70.1503
	95°, +15° III, +30° II, +45° I and aluminium frame hinges						70.1553
Hinge arm cover caps, stamped with Blum logo	110°, 107°, +45° II and blind corner hinges						70.1503.BP
Hinge boss cover caps (screw-on and knock-in)	110°, 107°, 95° and blind corner hinge CLIP top BLUMOTION						70T3504
	95° CLIP top unsprung						70T1504
TIP-ON	Unsprung	TIP-ON with magnet, in terra black, long version					956A1004
		TIP-ON with magnet, in terra black, short version					956.1004
	With spring	TIP-ON with bumper, in terra black, long version					956A1006



Blum South East Asia
Pte. Ltd.; 150 Ubi Avenue 4
#02-00 Ubi Biz-Hub
Singapore 408825
Rep. of Singapore
Tel.: +65 6 547 1760
Fax.: +65 6 547 1761
E-Mail: info.sg@blum.com
www.blum.com

Julius Blum GmbH
Furniture Fittings Mfg.
6973 Höchst, Austria
Tel.: +43 5578 705-0
Fax: +43 5578 705-44
E-mail: info@blum.com
www.blum.com

